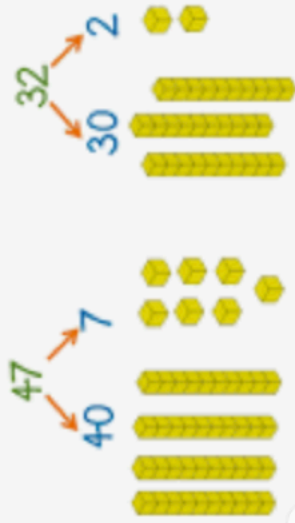




Year 2-Place Value

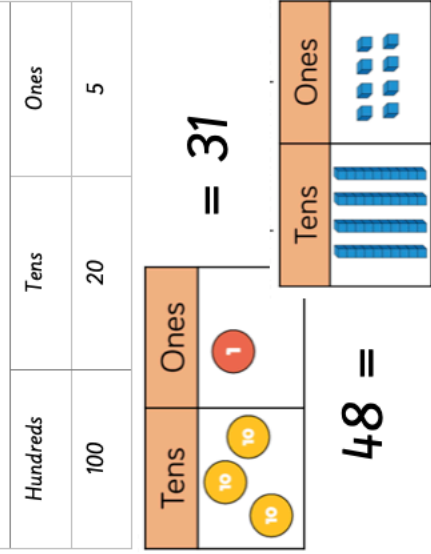
Numbers to 100 using Base 10

A two digit number is made up of tens and ones.



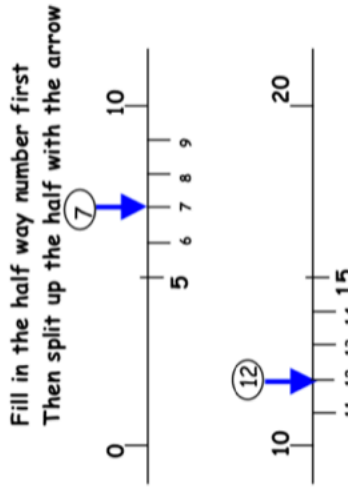
Place Value

We use place value grids to show the value of each digit within a number.



Number Lines

Numbers can be placed on a number line. A number line can start and finish with any number. E.g.



Comparing and Ordering numbers

When we put numbers in order, we need to compare the value of their digits... You begin with the first column as this has the largest value. If both digits are the same, look at the next column.

Ten	Unit
3	7
3	2
7	6
6	2

• Begin at the tens and compare
76 is the biggest
62 is next biggest

Ten	Unit
3	7
3	2
7	6
6	2

• Move to the units and compare
Order is: 76, 62, 37, 32

Compare and Order numbers using > < = signs



We say: 9 is bigger than 5
We write: 9 > 5
We say: 5 is smaller than 9
We write: 5 < 9

Read and Write Numbers to 100

1	one
2	two
3	three
4	four
5	five
6	six
7	seven
8	eight
9	nine
10	ten
11	eleven
12	twelve
13	thirteen
14	fourteen
15	fifteen
16	sixteen
17	seventeen
18	eighteen
19	nineteen
20	twenty
21	twenty one
22	twenty two
23	twenty three
24	twenty four
25	twenty five
26	twenty six
27	twenty seven
28	twenty eight
29	twenty nine
30	thirty
40	forty
50	fifty
60	sixty
70	seventy
80	eighty
90	ninety
100	one hundred