



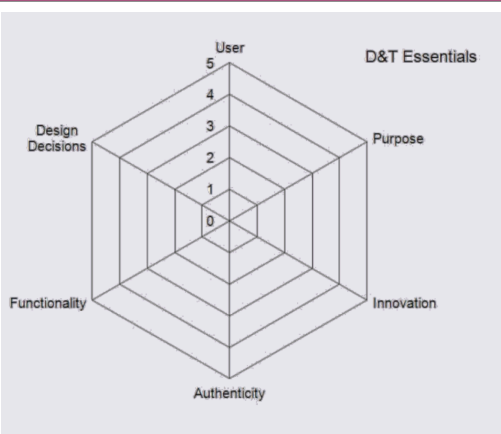
# Year 5

## DT - Textiles: Combining Different Fabric Shapes

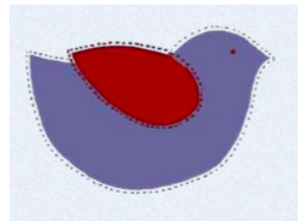
### Key vocabulary

pattern (template)	A shape drawn to the exact shape and size to help cut out the fabric
seam	A line of stitching that joins two pieces of fabric together
seam allowance	Extra fabric allowed for joining together (1.5cm)
prototype	A model that is made to test whether the design will work
tacking	Large running stitches to temporarily hold two pieces of fabric together
working drawing	A detailed drawing of the product that is updated as changes are made
specification	Describes what a product has to do
user	Who the product is being made for
purpose	What the product will be used for

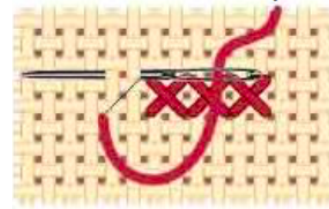
### Star Analysis



### Decorative Techniques

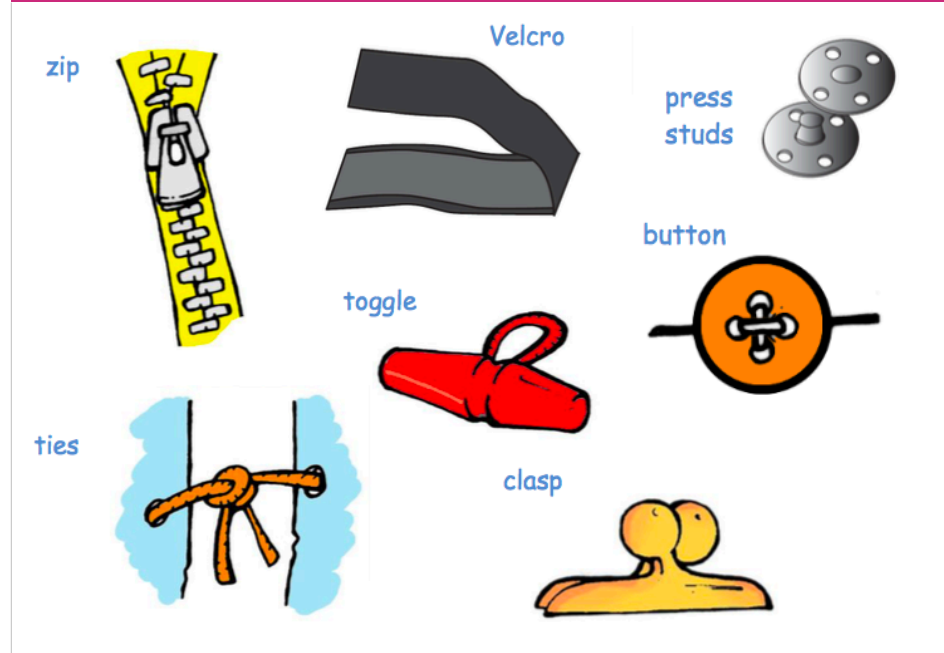


Appliqué by stitching.



Embroidery stitches e.g. cross-stitch.

### Types of Fastenings



### Types of Stitches

