



Year 6 - Fractions A

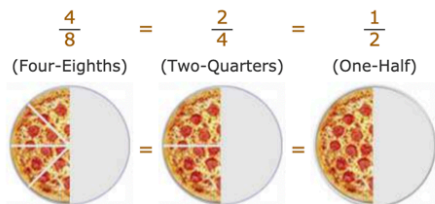
Key vocabulary

Fraction	A part of a whole.
Numerator	The top number in the fraction which shows how many parts you have.
Denominator	The bottom number in the fraction which shows how many equal parts the item is divided into.
Proper Fraction	A proper fraction is a fraction where the numerator is less than the denominator.
Improper Fraction	A fraction where the numerator is greater than the denominator.
Mixed Number	A number that is made up of a whole number and a fraction.
Simplified Fraction	Is a fraction in its simplest form.
Equivalent Fractions	Fractions which have the same value, even though they may look different.
Compare	The differences between numbers, quantities or values to decide if it is greater than, smaller than or equal to.
Order	To sort values in a particular pattern e.g. Smallest to Largest

Simplifying Fractions

Simplifying (or *reducing*) fractions means to make the fraction as simple as possible.

Why say four-eighths ($\frac{4}{8}$) when we really mean half ($\frac{1}{2}$)?



Basic Facts

Improper Fractions

Improper fractions and mixed numbers show fractions more than a whole.

$$\frac{11}{7} = 1 \frac{4}{7}$$

Proper Fractions

Proper Fractions

A fraction is a part of a whole.


$\frac{3}{5}$

- numerator = number of parts referred to
- fractions bar = divided by / out of
- denominator = number of parts in whole

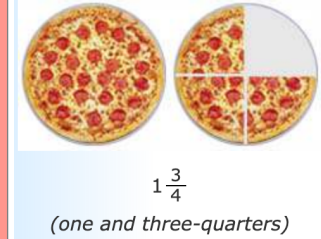
Fractions are divisions yet to be done...

$$\frac{1}{8} = 1 \div 8 = 0.125$$

Equivalent Fractions

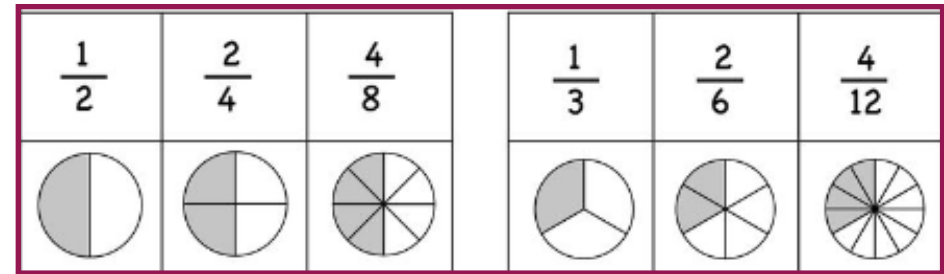


Mixed Fractions



Equivalent Fractions

Fractions which have the same value, even though they may look different.



Adding and Subtracting Fractions

1) 3 quarters + 3 quarters + 3 quarters = 9 quarters

2) $\frac{5}{6} + \frac{5}{6} + \frac{5}{6} + \frac{5}{6} = \frac{20}{6}$

3) $\frac{7}{9} - \frac{4}{9} = \frac{3}{9}$

4) $\frac{8}{11} - \frac{5}{11} - \frac{1}{11} = \frac{2}{11}$



$$\frac{7}{12} + \frac{1}{4} = \frac{7}{12} + \frac{3}{12} = \frac{10}{12}$$

$$\frac{7}{12} + \frac{3}{12} = \frac{10}{12} = \frac{5}{6}$$

