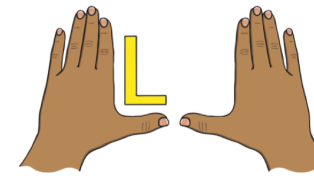
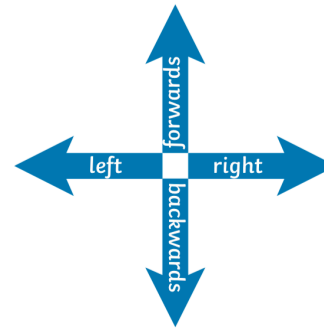


# Position and Direction Year 2

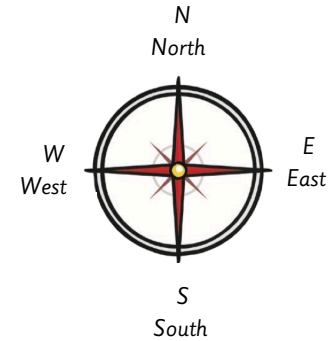
## Key vocabulary

|                       |   |
|-----------------------|---|
| <b>Position</b>       | Where something is located  |
| <b>Direction</b>      | Where something is pointing   |
| <b>Movement</b>       | Movement involves changing position or going from one place to another.   |
| <b>Turns</b>          | To rotate about a point.  |
| <b>Clockwise</b>      | When something is moving clockwise, it is moving in a circle in the same direction as the hands on a clock.                       |
| <b>Anti Clockwise</b> | If something is moving anticlockwise, it is moving in the opposite direction to the direction in which the hands of a clock move. |
| <b>Sequence</b>       | A list of numbers or objects in a special order.  |
| <b>Pattern</b>        | A pattern is the repeated or regular way in which something happens or is done.   |

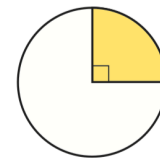
## Describing Straight Line Movement



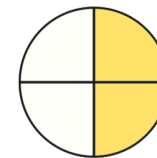
**Left and Right**  
The hand that makes an L shape is the **left hand**.



## Describing Turns

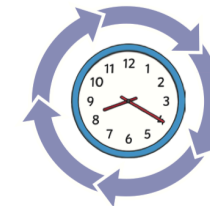


Quarter Turn

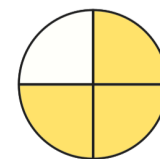


Half Turn

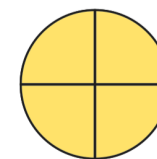
Clockwise



Anticlockwise



Three Quarter Turn



Full Turn

If the turn is in the same direction as the hands of a clock, it is **Clockwise**

If the turn is in the opposite direction to the hands of a clock, it is **Anticlockwise**

## Looking for Patterns

The next 3 in this pattern would be:



The missing shapes in this pattern would be:

